



Fall 2019 Cohort: 150% Graduation Rate

Cohort
Fall 2019 Cohort

Stu Type
All

Subpopulation
All Students

Residency
All

MSUB Org Unit
MSUB Overall

Enrollment Status
All

Gender
All

Race
All Students

Degree Category
All

Cohort Size

951

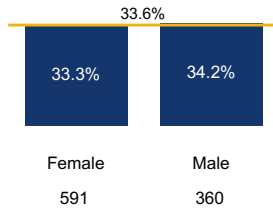
Completed

320

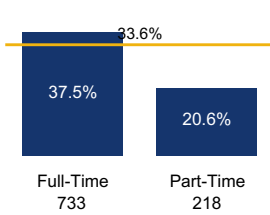
% Completed

33.6%

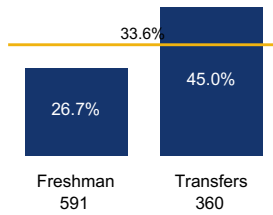
Gender



Enrollment Status



Student Type



College

City College	342	27.2%	33.6%
College of Business	124	46.0%	
College of Education	60	41.7%	
College of Health Professions and Science	141	38.3%	
College of Liberal Arts & Social Sciences	202	39.1%	
No College Designated	88	17.0%	

Subpopulation

Athlete	106	48.1%	33.6%
First Generation	425	28.2%	
Honors	0		
International	11	27.3%	
Low Income (Pell Eligible EFC)	439	27.1%	
Military Affiliated Receiving Benefits	48	35.4%	
MT10	0		
Non-Traditional Age (UG)	211	30.8%	
TRIO	0		

Race

American Indian	108	27.8%	33.6%
Asian	20	35.0%	
Black	27	18.5%	
Hispanic	72	29.2%	
Pacific Islander	8	25.0%	
White	787	35.1%	

Residency

In State	816	32.5%	33.6%
Out of State	37	29.7%	
Western Undergraduate Exchange (WUE)	98	44.9%	

Degree Category

Certificate	55	23.6%	33.6%
Associate	292	27.4%	
Bachelor	604	37.6%	

Yellow lines above represent cohort overall as filtered

